




Teacher Appreciation Flower




Show your teacher some appreciation with this fun compliment flower!



- 1. Print the flower and cut it out.**
- 2. Fold the paper on the dotted lines so the petals lay over the message in the center.**
- 3. Write your teacher's name on the solid line in the center.**
- 4. On each petal, write something that you like about your teacher.**
- 5. Give it to your teacher!**





**Thank you for
helping me
grow!**

Teacher Application Flower Template



**Thank you for
helping me
grow!**

Teacher Appreciation Flower Template